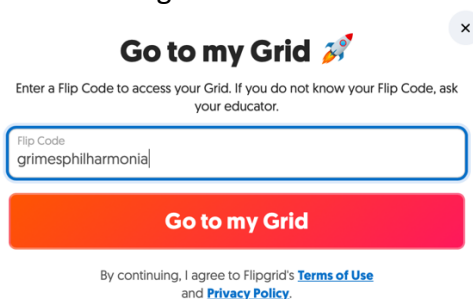





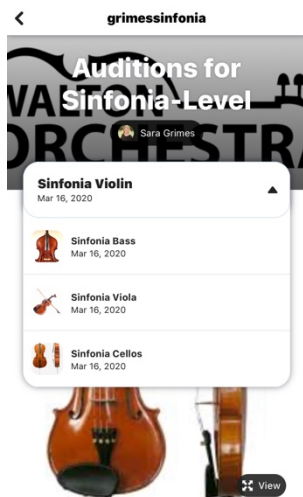
1. Please download the “Flipgrid” application on your device, or go to Flipgrid.com. **Mrs. Grimes HIGHLY recommends the app...it is better than the web interface.**
2. On the homepage, where it says “Enter a Flip Code” put in the code that is the highest level that you are planning to audition for
 - a. Sinfonia: grimesinfonia
 - b. Philharmonia: grimesphilharmonia
 - c. Chamber: grimeschamber



3. When it says “Join the Grid using your school e-mail,” please select “Log in with Microsoft” and use your **@students.cobbk12.org** address to login. If this is giving you trouble, then you may use your personal Gmail account.



4. Select the assignment for your instrument from the menu.
Please note, for Chamber Orchestra level-only, there are two submissions required.





5) Record ONLY what is listed. You will only have 5 minutes of recording time. Make sure we can see you and your instrument in the video frame. The countdown clock is in the top right corner.

6) Click the green plus sign and either record in the app OR from the ... to add video clip from your device. Mrs. Grimes thinks the video clip upload version is better than recording live, but it is up to you.



7) Press the pause button when done, then select the green arrow to submit.

8) On the next screen, take a selfie to accompany your recording (ensuring its really you!). If you want to upload a video link, this is where you will do that too.

9) DO NOT close the app until it's fully submitted. If you do not get this screen, then you are not submitted.

